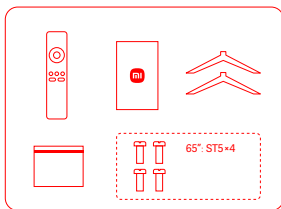
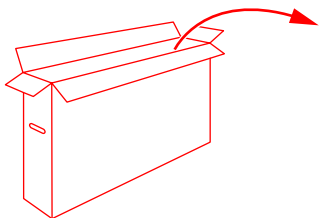
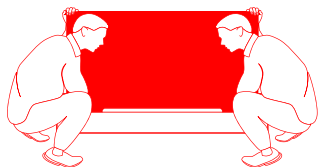
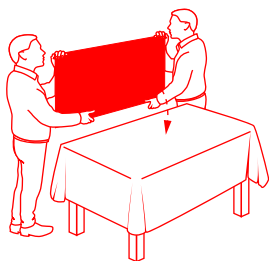
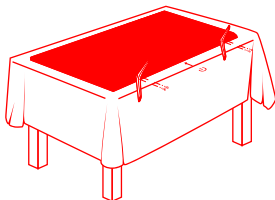


**1****2****3****4**



Manufactured under license from Dolby Laboratories. Dolby, Dolby Audio and the double-D symbol are trademarks of Dolby Laboratories Licensing Corporation.



For DTS patents, see <http://patents.dts.com>. Manufactured under license from DTS, Inc. (for companies headquartered in the U.S./Japan/Taiwan) or under license from DTS Licensing Limited (for all other companies). DTS, DTS:X, VirtualX, and the DTS:X logo are registered trademarks or trademarks of DTS, Inc. in the United States and other countries. © 2021 DTS, Inc. ALL RIGHTS RESERVED.

L65MA-SEU	EPREL product registration number is: 1908573
L75MA-SEU	EPREL product registration number is: 1908574

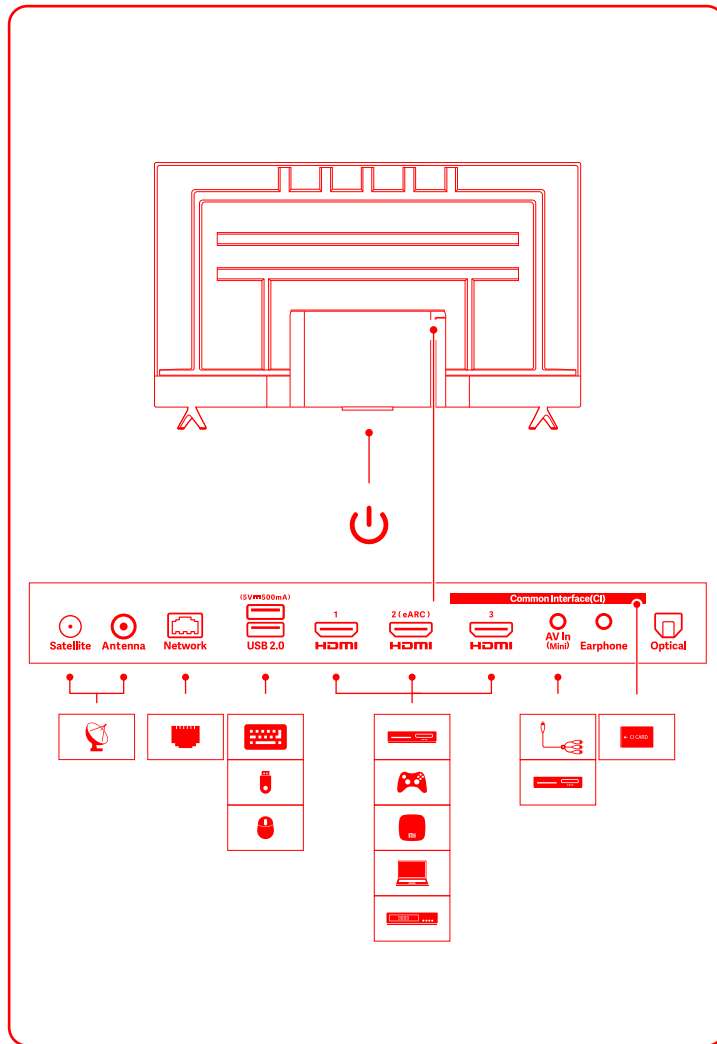


The terms HDMI and HDMI High-Definition Multimedia Interface, and the HDMI Logo are trademarks or registered trademarks of HDMI Licensing Administrator, Inc. in the United States and other countries.

Google, YouTube and Android TV are trademarks of Google LLC.

Manufacturer's Authorized EU Representative  
Name: Xiaomi Technology Netherlands B.V  
Address: Prinses Beatrixlaan 582, 2595BM, The Hague, The Netherlands

Importer:  
Beryko s.r.o.  
Pod Vinicemi 931/2, 301 00 Píseň  
[www.berkyo.cz](http://www.berkyo.cz)



## Important precautions

### Installation

- The TV should be installed near an AC power outlet that can be easily plugged and unplugged.
- If you intend to install a TV wall mount, we recommend that you use an authorized TV wall mount.
- The diameter and length of the screws will vary depending on the wall mount model. Failure to use the correct screws may cause the TV to fall or lead to internal damage.

### Moving

- Disconnect all cables before moving the TV.
- Large TV need 2 or more people to move safely. Avoid applying pressure to the LED panel when moving the TV. Avoid shaking the TV or exposing it to excessive vibrations.
- When moving the TV to a new location or to carry out repairs, package the TV using the original box and packaging materials.

### Ventilation

- Do not cover the ventilation holes or insert any objects into the case.
- Keep a space for ventilation around the TV.

### Wall mounting

In order to ensure proper ventilation and prevent the buildup of dust or dirt:

- Do not mount the TV flat, upside-down, or backwards, or side mount the TV.
- Do not place the TV on a shelf, carpet, bed, or closet.
- Do not cover the TV with fabric (such as curtains or other materials (such as newspapers).
- When mounting the TV on a wall or wall mount, please note the tilt angle at which the TV is installed (angle between the TV display and the vertical viewing angle):
  - 85° and below: angle should not be greater than 15°
  - Above 85°: angle should not be greater than 5°
- The screw diameter and length may vary depending on the wall mount model. Using non-specialized screws may result in the TV falling and internal damage.

The bolts used to secure the TV and the wall mount must meet the following requirements:	
L65MA+EU	Quantity: 4; Thread: M6; Length: 25mm (2pcs); 18mm (2pcs)

### AC power cord

Use the AC power cord and socket according to the instructions below to avoid fire, electric shock, damage, or personal injury:

- Insert the plug completely into the AC outlet.
- Use the TV with a 200-240V AC power supply.
- When connecting cables, the AC power cord should be unplugged for safety reasons. Be careful not to trip over cables.
- Before carrying out work or moving the TV, disconnect the AC power cord from the AC power outlet.
- Keep the AC power cord away from heat.
- Unplug the AC power plug and clean it regularly. If the plug is covered with dust and has water vapor, its insulation quality may deteriorate, producing a fire risk.
- Avoid excessive pinching, bending, modifying, or twisting of the AC power cord, otherwise the wires may become exposed or broken. Do not place any heavy objects on the AC power cord.
- Do not pull the AC power cord when disconnecting the power.
- Do not connect too many devices on the same AC power outlet.
- Do not use unsuitable AC power outlets.

### Children

- Place small objects out of the reach of children in order to avoid swallowing.

### Optional accessories

- Keep optional accessories or any devices that emit electromagnetic radiation away from the TV in order to avoid image distortion or noise.

### In case of the following problems ...

- The AC power cord is damaged.
  - The AC power outlet is not suitable.
  - The TV is damaged due to a drop or impact.
  - Any liquid or solid object falls into the case through an outlet.
- Please turn off your TV and unplug the AC power cord immediately, and please contact Xiaomi repair center for qualified service staff to check it.

### Stability Hazard

- The television set may fall, causing serious personal injury or death. Never place a television set in an unstable location. A television set may fall, causing serious personal injury or death. Many injuries, particularly to children, can be avoided by taking simple precautions such as:
- ALWAYS use cabinets or stands or mounting methods recommended by the manufacturer of the television set.
  - ALWAYS use furniture that can safely support the television set.
  - ALWAYS ensure the television set is not overhanging the edge of the supporting furniture.
  - ALWAYS educate children about the dangers of climbing on furniture to reach the television set or its controls.
  - ALWAYS route cords and cables connected to your television so they cannot be tripped over, pulled or grabbed.
  - NEVER place a television set in an unstable location.
  - NEVER place the television set on tall furniture (for example, cupboards or bookcases) without anchoring both the furniture and the television set to a suitable support.
  - NEVER place the television set on cloth or other materials that may be located between the television set and supporting furniture.
  - NEVER place items that might tempt children to climb, such as toys and remote controls, on the top of the television or furniture on which the television is placed.
- If the existing television set is going to be retained and relocated, the same considerations as above should be applied.

### Usage restrictions

Do not install/use the TV in the following places, environments, or conditions, otherwise the TV may malfunction and cause a fire, electric shock, damage, or personal injury.

#### • Places:

Outdoors (in direct sunlight), by the sea, in a ship or other vessel, inside a car, in a medical institution, at an unstable location, next to water, or in a place exposed to rain, moisture, or mildew. If the TV is placed in the dressing room of a public bath or spa, it may be damaged by the sulfide in the air.

#### • Environment:

Hot, damp, or dusty places; places where insects may enter; places that may be exposed to mechanical shock; next to flammable objects (such as candles). The TV should not be exposed to dripping or splashing water, and do not place any items containing liquid such as flower vases on top of the TV. Do not place the TV in a damp or dusty place, or in a room with steam or fumes (near a stove or humidifier) to avoid fire, electric shock, or deformation. Do not boil water, heat, cook noodles, or use mosquito coils near the TV.

#### • Conditions:

Do not use the TV when your hands are wet, when the case is open, or with accessories that are not authorized by the manufacturer. In the case of a lightning storm, disconnect the TV from the AC power cord and AC outlet. Do not install the TV in an open-air location. Failure to follow these conditions may result in personal injury or damage, or cause objects to strike the TV.

#### • Damage to TV screen

Do not throw any objects toward the TV, otherwise the screen may be broken due to the impact and cause serious injury. In case of damage to the surface of the TV, do not touch the TV before the AC power cord has been unplugged, otherwise electric shock may occur.

### • Operating conditions:

Operating temperature: 0°C-40°C; Storage temperature: -15°C-45°C; Relative humidity: <80%.

### Precautions

- Watch TV in appropriate lighting conditions. Watching TV in insufficient light or for long periods can damage your eyesight.
- The screen and case will get hot when the TV is working. This is normal.
- Do not support the decoding of DTS-CD bitstream coming in from HDMI IN.

### Using and cleaning the screen/case of the TV

Before cleaning the LED TV, ensure that the AC power cord is disconnected from the AC power outlet. In order to avoid deterioration of the casing materials or corroding the screen coating, please observe the following precautions:

- Wipe with a soft cloth to remove any dust on the surface of the screen/case. If there is still dust, wipe with a soft cloth that has been moistened with a mild detergent.
- Do not spray water or detergent directly onto the TV. It may drip to the base of the screen or external parts, causing malfunction.
- Do not use scrub pads, alkaline/acid cleaners, scouring powder, or volatile liquids, such as alcohol, volatile oils, thinners, or insecticides. The use of the above materials or prolonged contact with rubber or vinyl products may cause damage to the screen surface and casing materials. It is recommended that you regularly clean the vents to ensure proper ventilation.
- When adjusting the angle of the TV, slowly move the TV to prevent it moving or slipping from the base.

### RoHS compliance – European Union

Xiaomi products sold in the European Union, meet the requirements of Directive 2011/65/EU and its subsequent amendments directive (EU) 2015/863 on the restriction of the use of certain hazardous substances in electrical and electronic equipment

### Simplified EU Declaration of Conformity

Herby, Beijing Xiaomi Electronics Co.,Ltd declares that the radio equipment type: XiaoXiaomi TV is in compliance with Directive 2014/53/EU.

The full text of the EU declaration of conformity is available at the following internet address:  
<http://www.mi.com/global/service/support/declaration.html>

### RF Frequency and Power

This device offers the following frequency bands in EU areas only and maximum radio-frequency power

Specs	65"	75"
	Google TV	
Model	L65MA-SEU	L75MA-SEU
Power Consumption	175W	215W
Screen size	165cm	189cm
Screen resolution	3840x2160	
Voltage	200-240V~ 50/60Hz	
Refresh rate	60Hz	
CPU	Quad-core CA55	
RAM	2GB	
Flash Storage	8GB	
Graphics processor	Mali G52 MC1	
Wi-Fi	2AG/5GHz	
Bluetooth	BT 5.0	
Audio formats	FLAC; AAC; OGG; Dolby Audio; DTS-X; Virtual X	
Video formats	MPEG 1/2; H.263; H.264; H.265; VP8; VP9; AV1	

\*Illustrations are for reference only. Please refer to the actual product.

Bluetooth: 20 dBm  
Wi-Fi 2.4 GHz band: 20 dBm  
Wi-Fi 5 GHz: 5150 to 5250MHz: 23 dBm, 5250 to 5300 MHz: 20 dBm, 5470 to 5725 MHz: 20 dBm, 5725 to 5850 MHz: 14 dBm.

This device may be operated in all member states of the EU.

Observe national and local regulations where the device is used. This device is restricted to indoor use only when operating in the 5250 to 5350 MHz frequency range in: AT, BE, BG, HR, CY, CZ, DK, EE, FI, FR, DE, EL, HU, IE, IT, LV, LT, LU, MT, NL, PL, PT, RO, S, K, SI, SE, UK, UK(NI), IS, LU, NO, CH, TR. In accordance with Article 10.2 in Directive 2014/53/EU (RED), this device can be operated in at least one Member State without infringing applicable requirements on the use of radio spectrum.



For the purpose of recycling to facilitate effective utilization of resources, please return this product to a nearby authorized Collection Centre, registered Disassembler or Recycler when disposing of this product. What the Wheeled Bin symbol means: The symbol says don't dispose your e-waste into the municipal waste collection bins. That's because these wastes are hazardous in nature and need to be recycled in a special way.

### How to dispose this product

Carry it to the nearest service center of Xiaomi authorized agency. Instructions of handling the product during and after its use and DoS and Dont's with respect to handling the product:

### Dos:

- Always look for information on the catalogue with your product for end of life equipment handling
- Ensure that only Authorized Recyclers repair and handle your electronic products.
- Always call Authorized E-waste Recyclers to Dispose products that have reached end-of-life.
- Always drop your used electronic products, batteries or any accessories when they reach the end of their life at your nearest Authorized E-Waste Collection Center / Collection Point.
- Whenever possible or as instructed, separate the packaging material according to responsible waste disposal options and sorting for recycling.

### Dont's:

- Do not dismantle your electronic Products on your own.
- Do not throw electronics in bins having "Do not Dispose" sign.
- Do not give e-waste to informal and unorganized sectors like Local Scrap Dealer/ Rag Pickers.